

Note to Parents: Fill in the month and dates, and post this calendar on your refrigerator. Then, encourage your child to do an activity a day.

Daily Reading & Writing Calendar

(BEGINNING EDITION)


















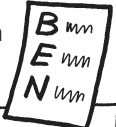



MONTH _____

SUNDAY	MONDAY	TUESDAY	WEDNESDAY	THURSDAY	FRIDAY	SATURDAY
				<p>Make a reading "tent" by draping a sheet over two chairs. Curl up inside with a pillow and a stack of books.</p>	<p>What did you do today? Draw a picture and write a sentence about a place you went, like school, a park, or the grocery store.</p>	<p>Record yourself reading a book, and ring a bell to signal each page turn. Then, follow along in the story while you listen.</p>
<p>Cover a cookie sheet with shaving cream. "Write" each letter of the alphabet. (Smooth the shaving cream out between letters.)</p>	<p>Ask three grown-ups to tell you their favorite children's books. Then, check the books out of the library.</p>	<p>Take turns spelling words for the other person to write down. Pick something in the room ("I see a t-a-b-l-e").</p>	<p>Look at pictures in a cookbook, and choose a dish to try. Ask someone to help you read the recipe and write the ingredients on a grocery list.</p>	<p>Read aloud from a joke book. Try <i>Kids' Silliest Jokes</i> (Jacqueline Horsfall) or <i>What Do You Hear When Cows Sing?</i> (Marco Maestro).</p>	<p>Invent a new ending for one of your books. Draw a picture, and dictate or write the new version.</p>	<p>Write a question on a sticky note, and post it on the refrigerator. ("What is your favorite color?") Someone can use magnetic letters to answer ("blue") and then write a question for you.</p>
<p>Write a "What am I?" riddle for someone to solve. Example: "I am long and scaly. I say 'sss.' What am I?"</p>	<p>Start a comic strip collection. Read comics in the newspaper, and cut out ones you like. Keep them in a folder or an envelope.</p>	<p>List everything you read today (license plate, book, magazine). Ask family members to add things they read to your list.</p>	<p>Write five words you know how to spell. Try to find them on signs or packages. You can also spot them inside longer words (example: <i>highway</i> contains <i>way</i>).</p>	<p>Read two fairy tales. Tell someone how they're alike and different.</p>	<p>Copy each line of a nursery rhyme on a separate strip of paper. Mix up the strips, and put them back in the right order. Read the rhyme to a parent.</p>	<p>Hold a reading "show-and-tell." Each family member finds one thing to read (fortune cookie, greeting card). Take turns reading your items aloud.</p>
<p>Write a thank-you note to a family member. Mention something nice that person did today. ("Thanks for taking me to the ball game, Mom.")</p>	<p>Start a list of new words that you discover while reading. Try to add a word to your list every day.</p>	<p>Read a non-fiction book. Tell someone at least three facts that you learned.</p>	<p>Use glue to write words on cardboard. Sprinkle glitter on the words. When the glue dries, shake off the extra glitter.</p>	<p>Match grocery coupons to items in the pantry or cupboard. Use the pictures on the coupons or other clues to read the words.</p>	<p>Write a math story about an addition problem (4 + 5). Example: "I ate 4 strawberries and 5 blueberries. All 9 were delicious."</p>	<p>Read an award-winning book. Ask a librarian for a list of Newbery Medal or Caldecott Medal winners.</p>
<p>Flip through a book and list all the adjectives (descriptive words) you see. Go through again and write all the verbs (action words).</p>	<p>Read during errands. Browse a catalog in a department store, find words you know on a building, or read a magazine at the doctor's office.</p>	<p>Look at a map or globe. Find "North America." Look for your state, and read its name.</p>	<p>Draw a tree trunk with branches. Write a word ending (-all) on the trunk. Write words with that ending (<i>tall</i>, <i>hall</i>) on paper leaves. Glue them on the branches.</p>			

Note to Parents: Fill in the month and dates, and post this calendar on your refrigerator. Then, encourage your child to do an activity a day.

Daily Reading & Writing Calendar

(BEGINNING EDITION)

MONTH						
SUNDAY	MONDAY	TUESDAY	WEDNESDAY	THURSDAY	FRIDAY	SATURDAY
			<p>Attend a story hour at a library or bookstore. When you get home, hold your own story time with an audience of stuffed animals.</p>	<p>Write down five words that should be capitalized (teacher's name, your city and state). Then, write five words that start with lowercase letters.</p>	<p>On separate pieces of construction paper, write a word or sentence about yourself. Illustrate the pages, and staple them together. It's an autobiography!</p> 	<p>Start a reading log. Cut circles from construction paper, and write the title of each book you finish. Display them on your door to make a "bookworm."</p> 
<p>Draw a picture of your favorite storybook dog (Clifford, Spot, Biscuit). Underneath, write a title for a new book about him.</p> 	<p>Ask a parent to give you a handful of coins or a dollar bill. Identify as many letters and words as you can.</p> 	<p>Pack a bag of books, and read outdoors with a grown-up. You might sit on a park bench or on a blanket in your yard.</p> 	<p>At the grocery store, see how many items you can find that begin with the first letter in your name. At home, write down the ones you remember.</p>	<p>Make household signs. Cut shapes of road signs from construction paper, and add messages like "Quiet! Children reading."</p> 	<p>Dip cotton swabs in paint. Write the name of each color using that color paint. Example: Use purple paint to write purple.</p> 	<p>Play tic-tac-toe with consonant blends. Each player chooses a blend (tr, br). Take turns writing a word with your blend (train, bread) in a square. Three in a row wins.</p>
<p>Ask a parent to help you write down the words to your favorite song. Read the lyrics as you sing together.</p> 	<p>Write instructions for something you know how to do (set the table). Use the instructions to teach someone else.</p>	<p>Start a list of state license plates in the car. Each time you see a tag from a different state, add that state's name to your list.</p> 	<p>Read a book. Then, tell someone about the main characters, the setting, and the plot.</p> 	<p>Make your own stationery. Decorate the border of a piece of paper with stamps, stickers, or drawings. Use it to write a letter to a friend or relative.</p>	<p>Ask an adult to help you read something from the newspaper. Try a photo caption or a weather forecast.</p> 	<p>Look at an object for 30 seconds (vase, toy car). Put it away, and write down everything you remember about it. Compare your list to the actual item.</p> 
<p>Take turns reading lines of a poem aloud. Get poetry books at the library, or search online for "children's poetry."</p> 	<p>Before an outing, write down 10 things you hope to see. For a zoo trip, you might list different animals. Check them off as you find them.</p> 	<p>Divide a sheet of paper into two columns. In one column, list words that end with -ing. In the other, list words ending in -ed.</p>	<p>Using old magazines, cut out one picture that starts with each letter of the alphabet. Glue the pictures on paper in ABC order.</p> 	<p>Read a book. On three index cards, write and draw what happened in the beginning, middle, and end of the story.</p>	<p>Spell the name of a friend or pet vertically on a sheet of paper. Add one word or phrase that starts with each letter and describes the person or pet.</p> 	<p>Ask a parent to write down five words. Have her time you to see how quickly you can look up all the words in the dictionary.</p> 
<p>Make a "wish list." You might list books you'd like to read, places you want to visit, or foods you plan to try.</p> 	<p>With an adult's help, send an email to a friend or relative. Include questions for the person to answer—then read the person's reply.</p> 	<p>Use a marker to write each letter of the alphabet on dried lima beans. Make two extra sets of vowels (a, e, i, o, u). Grab a handful of beans, and make as many words as possible.</p>	